

TILMOR

PRODUCT INFORMER

ISSUE 3 | 2022

Featured Farmers

**ROBERT
& SAMUEL
NOLAN**
OF DEER RUN FARM





THE TILMOR STORY

The Tilmor story has deep roots in agriculture and manufacturing. Over four generations of the Marvin and Mary Steiner family have farmed in the rolling hills of Northeast Ohio and have extensive experience with international agriculture. This history enabled the family to better understand the unique needs of farmers around the corner and across the globe. A strong mechanical aptitude helped them to solve problems on the farm and led to the eventual creation of several modern manufacturing businesses.

Today the Tilmor team is committed to supporting growers with the tools and equipment they need to grow healthy and wholesome food for their families and communities.



THE TILMOR TRACTOR pg. 7

03 | TILMOR POWER OX 240

05 | TWO-WHEEL TRACTOR PACKAGES

07 | TILMOR 520 TRACTOR

11 | BASKET WEEDING & TINE WEEDING

13 | FINGER WEEDING

16 | SPYDERS & DISCS

17 | FARMER'S SPOTLIGHT

19 | VINEYARD & ORCHARD WEEDING

21 | SWEEPS, S-TINES & VEGETABLE KNIVES

23 | PLASTIC MULCH LAYING, REMOVAL & UNDERCUTTERS

25 | HANDTOOLS & IRRIGATION

27 | JANG & CLEAN SEEDERS

29 | SHANKS & CLAMPS

31 | TOOLBARS, MODBARS & MORE

33 | APPAREL & MISC

34 | JOIN THE TILMOR JOURNEY



DEER RUN FARM pg. 17



THE TILMOR POWER OX pg. 3



FINGER WEEDING pg. 13

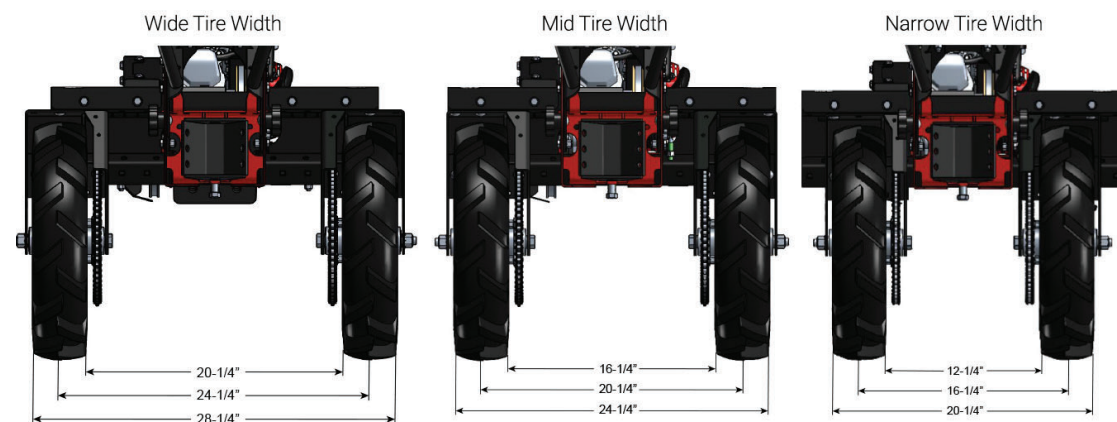


TILMOR POWER OX 240

THE TWO-WHEEL TRACTOR

The next generation Power Ox is here! Designed from the farmers perspective, the Power Ox 240 incorporates key functionality of the former 220 model with upgrades for a better overall cultivation experience.

AU-9100-EX1



ENGINE

Honda GX120

GROUND CLEARANCE

13.5 Inches (34 cm)

WHEEL ADJUSTMENTS (Center-to-Center)

3 Tire Width Settings

16 - 24 inches (41 - 61 cm)



ADDITIONAL FEATURES

- Throttle Control on Handle
- Robust Drive System
- 4 Inch Wide Bar Tires
- Quick Handle Height Adjustment
- Heavy #40 Drive Chain on Each Wheel With Easy Adjustment
- RPM reduction accomplished with simple pulley system - No gearbox that requires maintenance
- Mini-differential in drive system allows easy turning at headlands
- Basic Kickstand

EASE OF USE

- Variable ground speed from a crawl to a fast walk
- Balanced for optimal maneuverability
- Quick-Change of implements with no tools
- Independent wheel rotation for easy turning
- Weights can easily be added to the unit to improve traction





TWO-WHEEL TRACTOR PACKAGES

BASKET WEEDER

The Tilmor Basket Weeder is typically used for inter-row weeding. The wire baskets are spaced apart to allow for the crop row to pass between. Basket weeders may also be used to prepare a stale seedbed by placing the baskets together and running over the entire width of a seedbed. Baskets from 4-12" are available.

INCLUDED IN PACKAGE

- 49-4071 35-inch Axle
- KIT-1036 Basket Weeder Drive Parts
- AU-9007 Toolbar Mount
- AA-1096 24" ModBar
- KIT-1007 7" Basket (4)



PATHWAY CULTIVATOR

This cultivator set-up is ideal for tilling soil the entire span of the pathway width. Customization for smaller or larger paths is available online or by phone. Recommended overlap between sweeps is 1" to 2" for full coverage. Sweeps from 1-16" are available.

INCLUDED IN PACKAGE

- PA-9121 Long Arm Hitch
- PA-9122 Gauge Wheel with Clamp Pair
- PA-9126 18" Aluminum Modbar (2)
- PA-9127 24" Aluminum Modbar (2)
- PA-9123 1.5" Square Cross Clamp (4)
- AW-3076 9" S-Tine (5)
- AA-9057 1.5" S-Tine Clamp (5)
- AW-3100 6" Vegetable Sweeps (5)
- AW-3090 Bolt Pack for S-Tines




FINGER WEEDER & TENDER PLANT HOE

Perfect for performing a single cultivation pass on each crop row while doing both in and between row cultivation. Intended for single row spacing of 15 inches or more. 9", 13", and 15" finger weeder options are available.

INCLUDED IN PACKAGE

- KIT-1022 7" Tender Plant Hoe-Pair
- KIT-1048 13" Finger Weeder Kit (2)
- AW-3011 13" Medium (2)
- PA-9006 Tool Standard Flat Shank (4)
- 49-4072 Hardware Pack (2)
- PA-9122 Gauge Wheel with Clamp Pair
- PA-9123 1.5" Square Cross Clamp (4)
- PA-9124 1.5" to Flat Shank Clamp (4)
- PA-9126 18" Aluminum Modbar (2)
- PA-9127 24" Aluminum Modbar (2)
- PA-9121 Long Arm Hitch



FURROWER KIT

The furrower kit includes the furrower, a mount, and bolt. It was designed to be paired with a heavy duty center clamp and 12" modbar to go onto the Thiessen Hitch and toolbar. The furrower measures 13 in. long, 9 in. wide, and 8 in. height. It will make a furrow in loose ground; wet or untilled soil may create challenges for it to be effective.

- AW-9078 Furrower Kit
- PA-9121 Long Arm Hitch
- PA-9128 Heavy Duty Center Clamp
- PA-9125 12" Aluminum Modbar




TORSION WEEDER & SPYDER

This Torsion Weeder and Spyder combination can be used to throw dirt toward or away from the crop row, while also working to eliminate small in-row weeds. Independently, spyders act similar to hiller discs and are a good hilling tool for crops such as potatoes, carrots, etc.

INCLUDED IN PACKAGE

- AA-9052 Torsion Weeder Mount (2)
- KIT-1016 Torsion Wire Pair
- AA-9062 1.5" Round Shank Clamp (2)
- AW-9062 10" Spyder Pair
- PA-9121 Long Arm Hitch
- PA-9122 Gauge Wheel with Clamp Pair
- PA-9123 1.5" Square Cross Clamp (4)
- PA-9126 18" Aluminum Modbar (2)
- PA-9127 24" Aluminum Modbar (2)



BCS ADAPTOR

With this adaptor, many Thiessen and Tilmor implements can be used on a variety of power units with a simple pin hitch attachment. Male Quick Couplings Required. Pair with Short Arm Hitch from page 29.

PA-9057



MORE OPTIONS AVAILABLE ONLINE

27" TINE WEEDER PACKAGE


Tine weeders are a very effective blind cultivation tool that you run directly over the crop. The 1/8" spring steel tines work very shallow in the top layer of the soil to disrupt white thread stage weeds before they emerge.

Can be used like flame weeding or shallow rototilling to create a stale seedbed.

The preset quantities below will create a 27" tine weeder. You can stack any combination of 6" and 9" tine sections to customize the width from 6" to 63" in 3" increments. Plates are reversible to allow trash flow to the left or to the right and the non-welded design makes the tines easy to remove or replace.

INCLUDED IN PACKAGE

- PA-9024 9" Tine Weeder Section (3)
- PA-9124 1.5" to Flat Shank Clamp (2)
- PA-9132 Middle Hitch Clamp (McBitey)
- PA-9121 Long Arm Hitch
- PA-9122 Gauge Wheel with Clamp Pair
- PA-9123 1.5" Square Cross Clamp (2)
- PA-9126 18" Aluminum Modbar (2)
- PA-9127 24" Aluminum Modbar



SIDE WEIGHT KIT PAIR

The Tilmor 240 side weight kit includes weights for both sides of the two-wheel tractor. Only one kit is required per Power Ox unit.

Each kit includes a weight holder that bolts on top of the wheel fenders, five lasered plates weighing 5lbs each and a 5/8" hitch pin to secure the weights to the weight holder.

Use if you find more traction is needed when operating heavy ground engaging attachments on heavy or compacted soil.

AU-9107



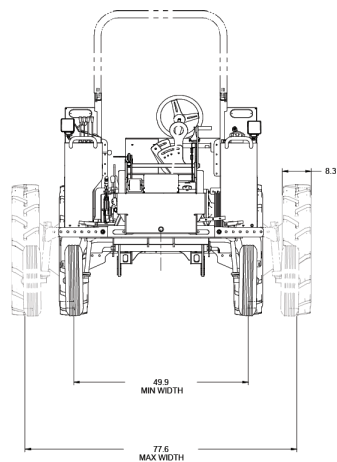
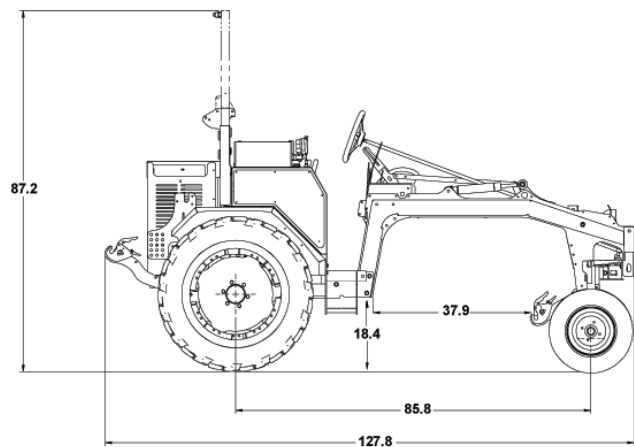


TILMOR TRACTOR

THE ULTIMATE ROW CROP TRACTOR

We, at Tilmor, are bringing back the art of cultivation with a vision for versatility and growth. The Tilmor 520 Series tractors are the ultimate row crop tractors for diversified farming operations and can be adapted to a multitude of crops and cultural practices. The Tilmor 520 Series tractors allow repeatable, predictable, profitable, and scale-able organic practices for growers to reduce manual labor and costly downtime.

46-11105



HORSEPOWER

22hp Kubota : Liquid-Cooled Diesel
21hp Briggs & Stratton Vanguard : Air-Cooled Gas

GROUND CLEARANCE (center working area)

18 inches (45.7 cm)

BRAKES

Hydraulic Disc Brakes

WHEEL ADJUSTMENTS (Center-to-Center)

50 - 78 inches (127 - 198 cm)

GROUND SPEED

1 - 13 mph (.5 - 21 kph)

TRACTOR WEIGHT

2700 pounds (1225 kg)

DRIVE SYSTEM

8-speed with reverse (Manual)
 Synchronized 4-speed transmission with 2-speed high/low.
 8 forward and 2 reverse





SAFETY FEATURES

- Standard fold down roll bar and seat belt
- Operator Safety Interlock System
- Shield and guards to cover critical heat and safety areas

CONVENIENCE

- Implement depth control for accuracy and easy depth setting
- Conveniently located 2" receiver tubes for easily modifying and customizing your tractor
- Operator's toolbox with USB port for charging your devices
- Mount the tractor from either side
- Implement hoist
- Ergonomic design

STANDARD FEATURES

- Front Toolbox
- Hydraulic lift/operation of mid and rear implements
- Front and Rear Wheel adjustments from 50" on center to 78" on center in 2" increments (per side)
- Synchronized manual transmission
- Automotive-style disk brakes on rear wheels. Separate brake pedals for sharp right or left turns.
- Automotive-style sealed electrical system
- 12V, 550CCA Battery

PREMIUM FEATURES

1	Implement Hoist	Lift and Install implements onto front 3-pt. hitch of Tilmor tractor with ease. Includes pivot attachment for tractor. Load limit 450 lbs.	AT-9061
2	Hoist Bracket Kit	Pair with Implement Hoist. Includes the arm bracket for lifting.	AA-9002
3	Tuff Top Canopy	Fold down canopy that bolts on ROPS.	AT-9059
4	Road Package	Includes amber and red marker/turn signal lights, two front head lights, horn, and slow moving vehicle (SMV) sign.	AT-9077
5	Suspension Seat	Factory Install	AT-9054-99
6	Work Lights	Includes four LED 4" x 4" wide flood lights. Two forward and two rear facing lights located on the tractor fender.	AT-9047
7	Cultivation Lights	Includes two 13" long LED lights mounted flush on each side of the front frame providing optimum working light for belly mounted implements.	AT-9046
8	Front Receiver Hitch	Bolt on kit for a front mount receiver hitch for 2" x 2" square tubing.	AT-9049
9	Auxiliary Hydraulics	Add front and rear auxiliary hydraulic couplers to the tractor. Includes standard, female, 1/4" Quick-Connect couplers.	AT-9086
10	Aux Power - Front, Rear	Add a 4-pin, 40 amp, auxiliary electric outlet to the front/rear of the tractor	AT-9088, AT-9089
	12V Auxiliary Accessory Harness	Use this 4-pin plug and 6 ft wire to connect an accessory with the tractor's auxiliary power	32-0217





BASKET WEEDING

BASKET WEEDER

The Tilmor Basket Weeder is typically used for inter-row weeding. The wire baskets are spaced apart to allow for the crop row to pass between. Basket weeders may also be used to prepare a stale seedbed by placing the baskets together and running over the entire width of a seedbed.

FRAME SIZE


KIT-1003	60-inch Frame
KIT-1004	80-inch Frame

MOUNT

49-4055, 49-4056	Cat. 1/Tilmor (60", 80")
49-4059, 49-4060	Universal (60", 80")
available upon request	Diamond Bar (80")

BASKET SIZE

KIT-1012	4-inch Basket
KIT-1005	5-inch Basket
KIT-1006	6-inch Basket
KIT-1007	7-inch Basket
KIT-1008	8-inch Basket
KIT-1009	9-inch Basket
KIT-1010	10-inch Basket
KIT-1011	12-inch Basket





MID-MOUNT TOOLBAR KIT

Mounting kit to install a 1.5" square toolbar to the middle of the basket weeder. Used with A-blades and 9" S-tines. The kit can be used for stale bedding and/or row marking.

AW-9070

TOOLBAR (1.5" Square Tube)

AW-1135	60 Inch
AW-1177	80 Inch



WALK-BEHIND PACKAGE: PG 6



TINE WEEDING

EINBOCK TINE WEEDER

Set yourself up for success with the Einbock tine weeder, specifically designed to uproot weeds in the 'white thread' stage. Its numerous adjustments allow for use in many different crops both in pre-emergence and post-emergence stages. Adjusting the gauge wheels and tine angle allows the steel tine to 'dance' through the soil and around the crop while burying and 'flicking' out emerging weeds at the hair stage across the entire working width.

WIDTH

PA-9065	Aerostar 200 - 6.5ft (50020)
PA-9003	Aerostar 300 - 10ft (50030)
PA-9066	Aerostar 450 - 15ft (51045)
PA-9067	Aerostar 600 - 20ft (51060)



TILMOR EINBOCK TINE WEEDER KIT

Einbock's proven tine weeder can conveniently be added to a Tilmor toolbar or can be purchased independently to go on a 2-inch toolbar of your choice.

INCLUDED IN PACKAGE

AA-9078	Einbock 5ft Tine Section
AW-9061	Gauge Wheels (2)
KIT-1029, KIT-1027	Cat. 1 or Tilmor Toolbar
AA-9059	Height Adjust Clamp (2)



SECTION EXTENSION 30 CM FOR AEROSTAR (11.8")

Add this package of tine extensions to both sides of the 5ft. Einbock Section to create a 6ft. tine weeder.

PA-9120



TORSION WEEDER

The torsion weeder is perfect for uprooting weeds through shallow cultivation in the crop row.

- Good with loose soil
- Not suitable for heavy soil that is too hard
- Optimum weed stage: Cotyledon to 2-leaf
- Optimum Crop Size: Well-rooted crops until the crop canopies
- Suitable for most crops planted in rows with a row spacing of 10" and up

14" WIRE

KIT-1016	1/4" Diameter-Right/Left Pair
AW-3067	1/4" Diameter-Left
AW-3066	1/4" Diameter-Right

17" WIRE


KIT-1017	5/16" Diameter-Right/Left Pair
AW-3062	5/16" Diameter-Left
AW-3063	5/16" Diameter-Right



TORSION MOUNT

Mount for Left and/or Right Torsion Weeder Wires. Allows for adjustment of the pitch and angle of torsion wires for fine tuned weed control.

AA-9052



WALK-BEHIND PACKAGE: PG 6



FINGER WEEDING

Specifically designed for in-row cultivation, the finger weeder uproots small and just emerging weeds. The ground engaging steel drive plate turns the flexible polyurethane fingers at a faster speed to “flick” out emerging weeds at the hair stage.

FEATURES

- Polyurethane fingers flex through the soil, dislodging small weeds and not harming rooted crops
- Ground driven by steel drive plates that turn fingers in the crop row
- Sealed ball-bearing construction ensures trouble-free operation
- Versatile hub can be mounted onto flat shanks or 1.5" square tubing

ADJUSTMENTS

- Increase the distance between fingers to reduce aggressiveness
- Decrease the distance between fingers to increase aggressiveness
- For young crops: Begin with 1" between fingers
- For established crops: 2" max overlap depending on the type of crop
- Different finger sizes and hardness available for various row spacings and soil types

OPTIMIZE WEED CONTROL

- Suitable for almost all crops planted with a sufficient distance between the rows
- Good on light to medium-heavy clay soils
- Operating implements such as knives or spyders in front can improve effectiveness
- Dry/mostly dry soil is preferred
- Optimal weed stage: Cotyledon to 2-leaf
- Optimal crop size: when properly rooted/passed the 2-leaf stage
- A flex-tine or trailing arm is needed for optimal performance

FINGER WEEDER COMPONENTS



HUB/DRIVE SIZE

AW-9040	9 Inch
KIT-1048	13 Inch
KIT-1049	15 Inch



FINGER SIZE & HARDNESS

AW-3057	9 Inch Medium
AW-3011	13 Inch Medium
AW-3013	13 Inch Hard
AW-3122	15 Inch Hard



SHANK TYPE OPTIONS

AW-1140	Flat
PA-9006	Tool-Standard Flat
AW-1164	Offset Flat
AA-1094	12" Modbar
AA-1095	18" Modbar
AA-1096	24" Modbar
AA-1105	37" Modbar


FINGER WEEDER & A-BLADE KITS

These finger weeder kits have the components to cultivate 1-5 rows at various row spacings. Kits are customizable and pricing will vary accordingly. Designed to mount onto a 2" by 2" toolbar.

Visit [Tilmor.com](https://www.tilmor.com) for more details.

EACH SET-UP CONTAINS (parts can be found on page 29-31)

- Toolbar
- Trailing Arm Mounts
- Modbars & Cross Clamps
- Flat Shanks, Clamps & Hardware
- Flex Tine Mounts & Clamps
- 9", 13", or 15" Finger Weeder Hub and Fingers
- A-Blades



2 (30") ROW SET-UP - VIEW OPTIONS ONLINE





FINGER WEEDING

LARGE TRAILING ARM KIT

With the Tilmor large trailing arm kit, you can conveniently add finger weeders to many existing and new cultivator systems!

FEATURES

- Universal mount for almost all cultivators with 4" - 7" toolbars
- Arm length is 56"
- Down pressure can be adjusted using different combinations of polyethylene durometers which act similar to springs without complicated adjustments
- Ability to easily pin trailing arm up for when not in use

KEEP IN MIND

- Every system is unique and it may be required to custom mount the trailing arm onto areas of the toolbar with existing mounts
- Large Trailing Arm should not carry weight of cultivator. Excessive down pressure will damage fingers.



LARGE TRAILING ARM

- AA-9081 Trailing Arm Only
- 13" Finger Weeder Kit Available
- 15" Finger Weeder Kit Available



EDGE OF PLASTIC FINGER WEEDER

This finger weeder and round shank are designed specifically for the edge of plastic mulch or in any application where it is desirable to adjust the pitch of the fingers relative to the ground or rotate the head side to side.

HUB/DRIVE SIZE

AW-9048 13 Inch

FINGER OPTIONS (choose up to 3 fingers)

AW-3011 13 Inch Medium

AW-3013 13 Inch Hard

SHANK

AA-9021 Round Shank



SPYDERS & DISCS

HILLER DISCS

Efficiently create raised garden beds or hill your crops.

- Blanton style hub with 4 bolts and contains bearings to resist wear and tear
- Attach two disc bedders to the toolbar to move soil efficiently in one pass
- Economy Round Shank: 16" x 1-3/16"
- Heavy Round Shank: 21" x 1-1/4"

ECONOMY

AW-9071 12 inch Blade & Shank

AW-9072 14 inch Blade & Shank

AW-9073 16 inch Blade & Shank

HEAVY DUTY

AW-9030 Base Hub & Shank

79-0116 12 inch Blade

79-0115 14 inch Blade

79-0117 16 inch Blade



WALK-BEHIND HILLER DISC

Hiller discs are typically used in pairs to form ridges for a plant row, such as, hilling potatoes or peanuts. The angle and depth of the disc with respect to the row will affect how much soil is moved.

- Disc Size: 12 Inch
- Shank Specifications: 14" x 7/8"

PA-9032 12 Inch Disc



12" SPYDERS

Direct replacement Spyder wheels and assemblies for Bezzerides cultivators.

- Replaces disc hillers
- Mulches and aerates soil
- Leaves no "smooth shoulder" next to plants
- Conserves moisture
- Disc made of 1/4 inch long wearing, special steel
- 1-1/4" Round shank

HUB ASSEMBLY

AW-9043 Single on 1-1/4" shank

SPYDER WHEELS

AW-1145 Left Hand

AW-1144 Right Hand

WALK-BEHIND 10" SPYDER

10" Spyder wheels and assemblies for 7/8" round shank clamps.

- Replaces disc hillers
- Mulches and aerates soil
- Leaves no "smooth shoulder" next to plants
- Conserves moisture
- Disc made of 1/4 inch long wearing, special steel
- 7/8" Round shank

AW-9062 10" Spyder Pair



SPYDER REPLACEMENTS

Direct replacement Spyder wheels for Bezzerides cultivators.

ORIENTATION

AW-1144 Right

AW-1145 Left



ROUND SHANK CLAMPS: PG 31



AA-9025



AA-9033



PA-9010



AA-9062



FARMER'S SPOTLIGHT

ROBERT & SAMUEL NOLAN

OF DEER RUN FARMS

Farming on Long Island is no small feat. The Nolan family has a rich history of growing food for communities in and surrounding New York City. Robert and Samuel have learned how to overcome challenges such as, development pressures, high freight prices and rising input costs. They grow 30 acres of various vegetables, specializing in leafy greens, root crops, and herbs.

It started at the turn of the century, when Sam's great, great grandfather came to New York from Germany. The 1-2 acre plot he began farming on in 1898 moved several times until 1953 when the family settled in

Brookhaven, where they have been ever since.

Robert (Bob) is the fourth generation on the farm and his son, Sam has taken great interest to continue the legacy of growing on Long Island, despite challenges.

To overcome weed pressures on the farm, the Nolan's historically used hand and mechanical cultivation. As a boy, Bob's uncle used to pay him one dollar for every bed that he hand weeded. They also had two Allis Chalmers G tractors and several tool setups to cut down on hand weeding labor and increase efficiency. A common issue in using this equipment was that the old

tractors would break down, or pieces would wear and parts were not accessible or available.

In December of 2020, Samuel decided to invest in the Tilmor 520 Tractor because of its additional benefits to the older cultivation tractor models. Being able to rely on the tractor to start, switch implements quickly, and the ease of use for various workers, are some of the advantages Sam mentioned of adding Tilmor to his operation. Sam has six implement set-ups that he designed to maximize weed control in the field.

On the cover of this product informer, Sam uses beet hoes to precisely cultivate three rows of spinach. Basket weeders, finger weeders and sweeps are some of the other tools he interchanges with the tractor's handy implement hoist.

There is something remarkable about walking down a path and seeing beautiful lettuces and herbs, each marked in their designated row and each plant looking full and healthy. This reality is what keeps Sam excited

to come to work every day, it's getting to see the results of planting, tending, and caring for the seeds. Sam also appreciates the accountability farming has and its endless potential to learn and get better every year.

**"WHEN IT'S GOOD IT'S ON ME.
WHEN IT'S POOR IT'S ON ME.
I LEARN AND I LOVE
LEARNING WHAT I CAN DO
BETTER YEAR AFTER YEAR"**

SAMUEL NOLAN

Tilmor is proud to partner with the Nolan's and is grateful for the work they do to provide quality, wholesome food for their community.

VINEYARD & ORCHARD WEEDING

ADAPTIVE CULTIVATOR SYSTEM

The Adaptive Cultivator System (ACS) is a weed control tool for vineyards, trellised orchards, hemp and fence lines. The ACS is primarily used as a maintenance tool and not an aggressive tillage tool.

The 26" finger weeder head is supported by a flexible torsion arm that requires no electronic or hydraulic input as it works to eliminate weeds in the crop row without damaging the established crop. The fingers are able to run right up to, and around the crop without operator input and does not leave an unworked area at the base of the vine, like a radius on a grape hoe. The machine excels at working speeds of 4 to 7 mph depending on soil and crop conditions.

Running ahead of the finger weeders are a gang of two spiders that work to break crust and control weeds alongside the row. Depending on how they are set, they can also be used to move a small amount of soil towards or away from the crop row. These spiders also run on a flexible torsion mount which allows them to adjust to contours on the ground without operator input. A rigid guard designed to deflect vines, trees or other crops protects both the crop and the equipment from damage. Some assembly required.

Things to keep in mind:

- Weeds like established grasses with strong root systems may need alternative methods of control before using the ACS.
- Mounting the ACS ahead of the driver allows for greater steering precision and control of the unit.
- The yellow finger weeder head is not recommended for peaches or other trees with exceptionally soft bark, especially when they are young.

COMPONENTS

PA-9117	Adaptive Cultivator Head
PA-9118	Adaptive Cultivator Frame
PA-9116	Adaptive Cultivator Parallel Arm
KIT-1041, 42	Right or Left Spydres and Frame
AW-3110	Finger Section - 26" Yellow (6)



SIDE LIFT MOUNT

The Thiessen Side Lift is designed to mount between the front and rear wheels of a tractor to provide a side mounting and lifting location for cultivation tools such as the Adaptive Cultivation System or disc hillers. With 16 inches of vertical travel, it provides a convenient way to mount tooling in one of the best locations for control and visibility of equipment.

The side lift will require a custom mounting solution to attach it to the tractor, as well as hydraulic lines of the appropriate length and a single remote value, but includes the lift cylinder, as well as 2-inch mount for tooling that can be located in a variety of positions.

Visit Tilmor.com or call 844.255.5864 for more details.



ADJUSTABLE TOOLBAR

Designed to be mounted to either a Category I or II rear 3-point hitch, as well as 3 point front hitches. The toolbar can adjust from a width of 1.2m (48") to 2.2m (88") and can carry a variety of tooling from the Adaptive Cultivation System to disc hillers and weed sprayer booms. The included cylinders are plumbed to move together with a single remote valve on the tractor. They can be separated for independent operation.

Gauge wheels can be added for a more consistent depth control.

Visit Tilmor.com or call 844.255.5864 for more details.





SWEEPS & S-TINES

SWEEPS - VEGETABLE/BEET

S-tine mounted Sweeps combined with our Toolbars, ModBars, and Cross Clamps allow for cultivation in an almost infinite amount of conditions, row spacings, crops, and growth stages. Throws less soil than standard sweeps.

SWEEP SIZE

AW-3100	6" Sweep
AW-3101	8" Sweep
AW-3102	10" Sweep
AW-3103	12" Sweep
AW-3104	14" Sweep
AW-3105	16" Sweep

S-TINES

The vibrating action of S-tines create soil disturbance that mixes the top layer well, making it a great tool for eliminating weeds and incorporating soil amendments. The coiled spring alleviates shock when encountering obstacles and helps to extend the life of the toolbar and sweeps.

S-TINE SIZE

AW-3076	9" S-Tines
AW-3078	14-1/2" S-Tines
AW-3079	18-1/2" S-Tines

MOUNTING S-TINE/SWEEPS

Use 1.5" Clamps for 9" S-Tines and 2" Clamps for 14-1/2" S-Tines and 18-1/2" S-Tines.

AA-9057	1.5" Clamp
AA-9048	2" Clamp

BOLT PACK FOR S-TINE/SWEEPS

Each bolt pack contains six (6) 3/8" x 1-1/2" Elliptical Head Bolts & Nuts. One (1) bolt/nut is required to mount one (1) sweep to one (1) S-tine shank.

AW-3090



SWEEPS - STANDARD

S-tine mounted Sweeps combined with our Toolbars, ModBars, and Cross Clamps allow for cultivation in an almost infinite amount of conditions, row spacings, crops, and growth stages.

SWEEP SIZE

AW-3083	1" Reversible Point
AW-3084	2-3/4" Sweep
AW-3085	4" High Crown
AW-3086	4" Duck Foot
AW-3087	7" Low Crown
AW-3088	9" High Crown
AW-3089	10" High Crown

REVERSIBLE POINT MOUNT

The reversible point mount allows for a 1" sweep to be mounted onto a flat shank to be attached rigidly to a toolbar. The reversible point mount does include hardware for sweep and flat shank attachment.

Flat shank not included.

AW-9077

FURROWER KIT

This furrower kit includes the furrower, a mount and bolt. It does not include the modbar or clamp. The furrower measures 13 in. long, 9 in. wide and 8 in height. Designed and tested for walk-behind unit.

AW-9078	Furrower Kit
PA-9125	12" Aluminum Modbar



VEGETABLE KNIVES

A-BLADES

A-Blades are a low profile sweep designed for shallow cultivation and minimal soil movement.

Pair with flat or offset shanks: AW-1140 or AW-1164

SIZE

AW-6088	4" Sweep
AW-6087	6" Sweep
AW-6077	8" Sweep
AW-6086	10" Sweep

BEET/BEAN HOE

Beet hoes are designed for use on a universal straight shank with 2 slots for pitch adjustment. They create moderate disturbance in soil. Run them flat early in the season and later in the season reverse left and right and put the nose down and they will throw a significant amount of soil into the row.

7" HOE

KIT-1026	Right/Left Pair
AW-3043	Right
AW-3044	Left

9" HOE

KIT-1024	Right/Left Pair
AW-3045	Right
AW-3046	Left

13" HOE

KIT-1023	Right/Left Pair
AW-3047	Right
AW-3048	Left

FLEX TINE MOUNT

The Flex Tine Mount (or Flat Shank Flex Mount) mounts to a 2" square toolbar and allows for more independent movement of the shanks and more flexibility in rocky conditions. Finger Weeders and other knives/blades with a rectangle shank of 3/8" x 1-3/8" profile will fit the Flex Tine Mount.

AA-9049

FLEX-TINE CLAMPS

AA-9048

CRESCENT HOE

These are designed for use on a universal straight shank with 2 slots adjustable for pitch. The crescent hoes feature a round turn shape which enables surgical precision cultivation on bed shoulders and ridges.

6" HOE

KIT-1020	Right/Left Pair
AW-3049	Right
AW-3050	Left

TENDER PLANT HOE

The tender plant hoe is excellent at weed killing in shallow depths. They move little soil. Run flat early in the season and later in the season tilt the nose down to throw a minimal amount of soil into the row. Knives may also be used on the edges of plastic mulch.

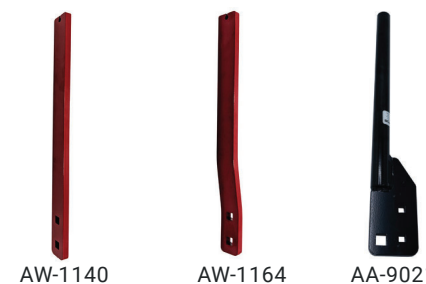
7" HOE

KIT-1022	Right/Left Pair
AW-3051	Right
AW-3052	Left

9" HOE

KIT-1021	Right/Left Pair
AW-3053	Right
AW-3054	Left

SHANKS & CLAMPS: PG 31



AW-1140

AW-1164

AA-9021

All Vegetable Knives fit shanks that require two 3/8 x 1-1/4" Carriage Bolts



PLASTICULTURE & UNDERCUTTERS



PLASTIC MULCH LAYER

The Tilmor plastic layer is a modular design for laying 3' and 4' plastic and up to two rows of standard drip tape. The innovative design includes the following features:

- Holds up to two rolls of the plastic drip tape
- Built in carrier for second roll of plastic mulch
- Adjustable bed shaper for laying 1 meter, 3' and 4' plastic mulch
- Max. diameter of plastic rolls: 9-1/4"
- No tools required, easy adjustment for tire tension and closing discs
- Integrated holder for carrying a standard ground shovel
- One drip tape trencher AB-9011
- Optional Plastic Mulch: 1 mil., black, 48" wide, 2,400' long, diamond embossed

For proper use, it is required to mound up the bed area with hiller discs before using the plastic layer. This package does not include hiller discs.



AB-9010	Plastic Layer
49-0096	Category 1 - 64 inch Toolbar
49-4098	Tilmor - 64 inch Toolbar
AB-9011	Additional Drip Tape Roller Mount
PA-9060	Optional Plastic Mulch Roll

PLASTIC WINDER

The ground driven reel allows for consistent tension on the plastic at any speed. No more adjusting the ground speed to reel speed! The unique belt drive spins the reel backward, which helps shed the majority of dirt and plant debris. This keeps organic matter on your farm, not in the landfill. The plastic winder is able to wrap up to 600' of 4' plastic at a typical collection speed between 3/4 - 3 mph.

For best results, keep the edge of your plastic weed free and mow off any tall or bulky crop residues and wrap drip tape with the plastic mulch.

This requires the Plastic Lifter or alternative lifting system and a 2" toolbar for installation and operation.

48-11400



PLASTIC LIFTER

Two 20" notched blades gently cut underneath and lift the plastic. The blades can be easily attached to a 2" toolbar via U-bolts for maximum adjustability.

It can be used on 1 meter, 3', 4' and 5' wide plastic. Sold as a pair.

KEEP IN MIND

- Plastic Lifters do not operate optimally in fields with large amounts of debris or in wet ground conditions.
- Gauge wheels may need to be added to help with depth control.

KIT-1037



PLASTIC LIFTER/WINDER COMBO

The Plastic Lifter and Winder system will allow you to lift and wind plastic at the same time on standard 3" to 4" raised beds. Taller beds may require separate lifting and winding operations.

This system can be used on low horsepower tractors down to 20 horsepower. The lifter has a wide adjustment range, allowing you to fit the width of your plastic (3 ft., 4 ft. or 5 ft.). The plastic winder is ground driven, meaning that whatever speed you're traveling, the winder is spinning appropriately. The winder also spins in a direction that allows for dirt and debris to be shed from the plastic as it winds. Some assembly required.

COMPONENTS

KIT-1028	76" Toolbar, Cat. 1
49-4107	Lower Toolbar, Cat. 1/Tilmor 76"
48-11400	Plastic Winder
KIT-1037	Plastic Lifter
AA-1081	Modular Toolbar 24"x2"x2" (2)
AA-9059	2"x2" Height Adjustment Clamp
AW-9061	Gauge Wheel
AA-9072	Toolbar to Toolbar Connector
AA-9082	2"x2" Cross Clamp (4)



BEDLIFTER/UNDERCUTTER

Ideal for loosening the soil for harvesting carrots, garlic, parsnips, and other root crops.

Use up to 350 additional pounds (42" Undercutter) and up to 500 additional pounds (48" Undercutter) on the toolbar to help the undercutter penetrate the soil.

CUTTING WIDTH

KIT-1013	35 Inch
PA-9021	42 Inch
PA-9022	48 Inch





HANDTOOLS & IRRIGATION



DIBBLER WHEEL

Leaves an impression in the soil to accurately space transplants. Pokes accurate holes in plastic!

- Plant spacing of: 3", 4", 6", 8", 12", 15", 22", and 41"
- Moisture resistant, wooden wheel (Advantech Flooring)
- Coated only with linseed oil
- 2-inch wide plastic outer wheel - Now standard!
- CAD designed and CNC cut inner wheel spokes for strength and functionality
- Red powder coat finish on steel
- Dibbles are 7075 (hard) aluminum 2 1/2" long, 1" diameter

- PA-9051 Single Dibble Wheel
- PA-9052 Infinite Dibbler (2 wheels) - Up to 32" row spacing
- PA-9053 Additional wheel - add to infinite dibbler

DRIP IRRIGATION KIT - 500 SQUARE METERS

This 500 Square Meter Modular Drip Irrigation Kit includes everything needed to set-up irrigation on a small farm.

PA-9054



ROTOVATOR

The Pioneer Rotovator allows you to hear the birds, smell the soil and feel the gentle pull of the tines as you till your garden or produce patch. The crumbler wheel breaks up the soil while the rear tines cultivate. Use inverted and the double edged blade will cut any weeds, leaving a neatly tilled surface.

PA-9001



TINE WEEDER - 30"

Sometimes called a blind weeder. White thread stage tine weeder. For when your plants are established and weeds are not! Spring tines will go around your established plants and pull out white thread stage weeds. Quickly maintain your beds by dragging this through once or twice a week. Lightweight! Great for high tunnels. Save time by not pulling up drip tape! Sometimes requires 2 passes for optimum weed control. Each tine is 3" from its next neighbor. Two offset rows equal 1 1/2" between tines.

PA-9047



MATABI SPRAYERS

- PA-9096 E 1L | Battery-Operated Handheld Sprayer
- PA-9097 Berry 1.5L | Handheld Pressure Sprayer
- PA-9095 Berry 7L | Shoulder Compression Sprayer
- PA-9036 Evolution 16L | Backpack Sprayer



WIRE WEEDER

HANDLE LENGTH | WIRE TYPE

- PA-9041 14 Inch | Flat, Single Flat, Double Flat
- PA-9042 60 Inch | Flat, Single Flat, Double Flat
- PA-9043 73 Inch | Flat, Single Flat, Double Flat





SEEDING

CHAMPION SEEDER

The Champion Seeder is designed to direct seed into plastic mulch. Beans, sweetcorn, and beets are most commonly planted with the Champion and seeds are placed every 6 1/2 inches. Growers have found the robust design provides them with many seasons of labor saving use. Seed metering is accomplished with the EarthWay meter model 1001-B.

PA-9133



PA-9133

JANG SEEDERS

This one row Jang is a simple solution for consistent, and accurate seeding. Seed rollers are easy to change and adjust.

- Mounted seeders fit a 2x2" Square Toolbar, no tools required
- Quick release hopper
- Clear, durable plastic hopper to view seed level
- Adjustable depth control
- Singulates and spaces seeds; saving time and money
- Uses special anti-static plastic rollers to prevent seeds from clinging

Seed rollers and plates can be selected online or over the phone.

SEEDER SIZE | TYPE

- PA-9069 Small - Medium | One Row - Push (JP-1)
- PA-9068 Small - Medium | One Row - 2" Mount (JPH-1)
- PA-9134 Large | One Row - 2" Mount (TDR-U)



PA-9069



PA-9068



PA-9134



CLEAN SEEDERS

This one row clean seeder is suitable for planting all types of seeds. Seed rollers are easy to change and adjust.

- Mounted seeders fit a 2x2" Square Toolbar, no tools required
- Clear, durable plastic hopper to view seed level
- Adjustable depth control
- Singulates and spaces seeds; saving time and money
- Includes a modified chromium planter shoe


Seed rollers and plates can be selected online or over the phone.

SEEDER SIZE | TYPE

- PA-9071 Small - Medium | One Row - Push (AP-1)
- PA-9070 Small - Medium | One Row - 2" Mount (AP-TB)
- PA-9102 Large | One Row - Push (TP-1)
- PA-9101 Large | One Row - 2" Mount (TP-TB)



PA-9071



PA-9070



PA-9102



PA-9101

SEED ROLLERS/DISCS

View complete list online or call 844.255.5864 for information






SHANKS & CLAMPS



FLAT SHANK MOUNT

- Mounting option for use with Finger Weeders, Vegetable Knives and A-Blades. Dimensions: 13.56" x 1.19" x .375"


AW-1140



OFFSET FLAT SHANK MOUNT

- Mounting option for use with Finger Weeders, Vegetable Knives and A-Blades. Dimensions: 13.56" x 1.19" x .375" with a .44" offset where the implement mounts.


AW-1164



FLAT SHANK CLAMP

- Clamps a flat bar (3/8" x 1-3/8" profile) to a 2" square tube.
- One adjustment bolt secures both horizontal movement of the clamp and vertical movement of the shank.
- Adjustment bolt and nut are easily replaceable when worn.
- Adjustment bolt pushes against a flat plate to protect toolbar from damage.

AA-9005



FLAT SHANK CLAMP

- Clamps a flat bar (3/8" x 1-3/8" profile) to a 1.5" or 2" square tube.

AA-9055	1.5"
AA-9056	2"




FLEX TINE MOUNT

- The Flex Tine Mount (or Flat Shank Flex Mount) mounts to a 2" square toolbar and allows for more independent movement of the shanks and more flexibility in rocky conditions. Finger Weeders and other knives/blades with a rectangle shank of 3/8" x 1-3/8" profile will fit the Flex Tine Mount.

AA-9049

2" FLEX-TINE CLAMPS


AA-9048



ROUND SHANK 1-1/4"

- 1-1/4" Round shank with included hardware for mounting vegetable knives and Edge of Plastic Finger Weeder. Two holes in mounting plate are made for 3/8" carriage bolts, 1-13/16" center-to-center separation.
- Shank Length: 23.44"

AA-9021



ROUND SHANK CLAMP: ECONOMY

- Clamps a 1-1/4" round shank to a 2" square tube
- Fabricated plate with U-bolts


AA-9025



ROUND SHANK CLAMP: QUICK-SET STANDARD

- Clamps a 1-1/4" round shank to a 2" square toolbar.
- Easy adjustment of tools and spacing for growers needing to adapt to various crops and conditions.


AA-9033



SQUARE TUBE CROSS CLAMP

- Clamps a 1.5"/2" square tube to a 1.5"/2" square tube
- Convenient solution for connecting two square tubes.

AA-9029	2" to 2"
AA-9038	1.5" to 1.5"



TOOL STANDARD (7/8" ROUND SHANK)

- Combine with 7/8" round shank clamps to allow rotational movement of tooling such as vegetable knives and hilling tools.

PA-9025	Thiessen 7/8"
AW-6069	Tilmor 7/8"



ROUND SHANK CLAMP

- Clamps a 7/8" diameter round shank standard to 1/2-5/8 x 1-1/4" flat toolbar.
- Pair with walk-behind hiller discs, spyders, etc.


PA-9010



ROUND SHANK CLAMP

- Clamps a 7/8" round shank to a 1.5" square toolbar.
- Two bolts secure both horizontal movement of the clamp and vertical movement of the shaft.
- With its unique design, this clamp can be removed or added to a toolbar without having to remove additional tooling on the toolbar. It can also be positioned between two welded pieces on a toolbar.


AA-9062	1.5"
---------	------



HEIGHT ADJUST CLAMP

- Mounts to a 2" Square toolbar and allows installation of tools and implements that use a 1.5" or 2" square tube such as finger weeders or gauge wheels.

AA-9059	2" to 2"
AA-9060	2" to 1.5"



SQUARE TUBE CROSS CLAMP

- Clamps a 1.5"/2" square tube to a 1.5"/2" square tube
- Convenient to adjust
- Robust for a variety of agricultural applications

AA-9082	2" to 2"
AA-9083	1.5" to 1.5"
AA-9084	2" to 1.5"



TOOL STANDARD (FLAT SHANK)

- Mount vegetable knives or finger weeders onto toolbars.
- Dimensions: 1/2" x 1-1/4" x 13-3/4"
- Requires Thiessen or Planet Jr. style clamps.

PA-9006



PLANET JR FLAT SHANK CLAMP

- Clamps various components to Thiessen toolbars including gauge wheels, trailing arms, cross bars and tooling.

PA-9008	Standard Cross
PA-9009	Center Mount



FLAT BAR TO 1.5" CROSS CLAMP

- Clamps a flat bar (1/2" x 1-1/4") to 1.5" square tubing.

PA-9124



HEAVY DUTY CENTER CLAMP

- Clamps a 1.5" Modbar shank to the center of a Thiessen 1.5" toolbar

PA-9128



McBITEY HITCH FLAT CLAMP

- Clamps a flat bar (1/2" x 1-1/4") to center of a Thiessen 1.5" toolbar

PA-9132



TOOLBARS, MODBARS & MORE



TOOLBAR FOR POWER OX/ PLANET JR. FOR 1.5" TUBE

Designed to fit the single pin implement system that is used on Planet Jr. and Power Ox two-wheel tractors. Bolts on to a 1.5" square tube. **1.5" Modbar Not Included**

- | | |
|---------|----------------------------|
| PA-9121 | Long Hitch for Walk-Behind |
| PA-9131 | Short Hitch for BCS |



TOOLBARS FOR POWER OX/ PLANET JR/SIMPLICITY/ WATERLOO

Standard toolbar fits both original Planet Jr B series tractors as well as the Power Ox.

Upgraded front hitch will allow it to attach to a Simplicity or Waterloo tractor as well.

Bolt together design allows for flatter packing, as well as two different lengths. Toolbar is made of 5/8x1-1/4 steel.

TOOLBAR SIZE

- | | |
|---------|---------|
| PA-9015 | 21 Inch |
| PA-9016 | 27 Inch |
| PA-9017 | 52 Inch |

TOOLBAR ADD-ONS

- | | |
|---------|-----------------------------------|
| PA-9004 | Simplicity/Waterloo Hitch Upgrade |
|---------|-----------------------------------|



CROSS BARS

Allows for a second row of tooling on a toolbar. Typically attached to the trailing arms using the standard cross clamps. If needed a third row could be added as well, although this will make the cultivator quite heavy.

BAR LENGTH

- | | |
|---------|---------|
| PA-9011 | 21 Inch |
| PA-9012 | 27 Inch |



TRAILING ARMS

30" long with a 10" leg used in most cultivator setups. Typically, the shorter leg will be attached to the main toolbar, with gauge wheels attached at the back of the trailing arms and a cross bar in the center if additional tooling that will not fit on the main hitch is needed. Sold in a pair.

- | | |
|---------|--|
| PA-9014 | |
|---------|--|



GAUGE WHEELS FOR WALK-BEHIND

Improve your depth control and implement tracking with a pair of gauge wheels. Gauge wheels are recommended for most cultivation setups. Clamp is included.

MOUNTING STYLE (PAIR)

- | | |
|-------------|---------------------------|
| PA-9018-P00 | Planet Jr. Style Flat Bar |
| PA-9122 | New 1.5" Square Tube |



MID-HITCH

Used most commonly in conjunction with the wide 52" toolbar, this kit allows you to mount tooling for the center row, offset back from the outer two rows. Clamps, instead of a welded hitch, allow for adjustment of the spacing between the forward bars to accommodate different types of tooling. Includes two Standard Cross clamps, two 14" legs and one 18" hitch.

- | | |
|---------|--|
| PA-9013 | |
|---------|--|



TRAILING ARM MOUNT

The Trailing Arm Mount provides a simple way to stack tools and add flotation for cultivation implements.

Stacking tools allows for more effective weed control.

Flotation is important when cultivating multiple rows and/or uneven ground to provide optimal ground contact for implements such as Finger Weeders and Vegetable Knives.

Adjust the desired amount of downward pressure by changing the tension on the torsion springs.

- | | |
|---------|--|
| AW-9044 | |
|---------|--|



44LB/20KG WEIGHT WITH LATCH

The Tilmor 44 pound suitcase weight is designed to conveniently hang on any standard 2" square tube. The spring loaded safety latch ensures the weight remains on the toolbar even in rough terrain. This unique weight can be used with any 2" toolbar or serve as a tractor weight.

- | | |
|---------|--|
| AT-9001 | |
|---------|--|



MODBARS

1.5" SQUARE MODBAR - ALUMINUM

- | | |
|---------------------------|---------------|
| PA-9125, PA-9126, PA-9127 | 12", 18", 24" |
| PA-9129, PA-9130 | 37", 48" |

1.5" SQUARE MODBAR - STEEL

- | | |
|------------------|----------|
| AA-1094, AA-1095 | 12", 18" |
| AA-1096, AA-1105 | 24", 37" |

2" SQUARE MODBAR - STEEL

- | | |
|---------------------------|---------------|
| AA-1079, AA-1080, AA-1081 | 12", 18", 24" |
|---------------------------|---------------|



GAUGE WHEEL FOR TRACTOR

Gauge Wheels can be very helpful for allowing rear mounted toolbars to float with the ground terrain and keep tools at a constant depth. Use with AA-9059 Kit, Height Adjust Clamp. A pair of Gauge Wheels and Height Adjustment Clamps are recommended for use with rear mounted Plastic Lifter.

- | | |
|---------|--|
| AW-9061 | |
|---------|--|



ALLIS CHALMERS G FRAME EXTENSION AND TOOLBOX

The Allis Chalmers G 12" extension by Thiessen Tillage Equipment will give additional tooling options for your Allis G by adding more mid-mount space.


- | | |
|---------|---------------|
| PA-9026 | 12" Extension |
|---------|---------------|



JACK STAND WITH MOUNT

Add a jack stand to your 2" toolbar to aid in installation, removal, and storage of implements.

- | | |
|---------|--|
| AA-9034 | |
|---------|--|



TILMOR TOOLBAR

- | | |
|--------------------|----------|
| KIT-1027, KIT-1025 | 64", 76" |
|--------------------|----------|



FARMALL TOOLBAR

- | | |
|--------------------|---------------|
| KIT-1033, KIT-1032 | 64", 76" |
| 49-4103 | DIY Mount Kit |



ALLIS-CHALMERS G TOOLBAR

- | | |
|--------------------|---------------|
| KIT-1035, KIT-1034 | 64", 76" |
| 49-4102 | DIY Mount Kit |



KUBOTA L245 TOOLBAR

- | | |
|--------------------|---------------|
| KIT-1031, KIT-1030 | 64", 76" |
| AA-9040 | DIY Mount Kit |



CATEGORY 1 TOOLBAR

- | | |
|--------------------|----------|
| KIT-1029, KIT-1028 | 64", 76" |
|--------------------|----------|



2" SQUARE TOOLBAR

- | | |
|------------------|----------|
| 49-4100, 49-4101 | 64", 76" |
|------------------|----------|



APPAREL & MISC

TILMOR TRI-BLEND TEE

Water-based ink on this Canvas tri-blend tee gives it a soft, comfortable feel to make it an everyday favorite.

• 50% polyester, 25% combed and ring-spun cotton, 25% rayon.

• View/purchase stock codes online

ADULT T-SHIRT

White Fleck	S-XXL
Grey	S-XXL
Blue	S-XXL

YOUTH T-SHIRT

Peach	YS-YL
Blue	YS-YL



BLACK TILMOR TRUCKER HAT

Slay your weeds in style with a Tilmor hat!

09-T-H002



TILMOR LEATHER PATCH BEANIES

Wear on the coldest days and on the everyday.

COLOR

09-T-H004	Heather Black with Cuff
09-T-H005	Rust Waffle Knit
09-T-H007	Navy Waffle Knit



BELTS

These Minimalist Belts from GRIP6 are perfect for any occasion.

• View/purchase stock codes online

BUCKLE

Black	Full Logo or Ox
Blue	Full Logo or Ox
Gunmetal	Full Logo or Ox

STRAP

Black
Mocha



6-3/4" ANGLE NOSE SLIP

Gripped and Polished with Shear/Wire Cutter.

Jaws are milled with deep, self-gripping pipe wrench style teeth and bolts are hardened.

Often called "Battery Pliers"

09-T-T001



TILMOR POCKET KNIFE

This serrated Tilmor pocket knife is great for everyday use on any operation! Nine colors to choose from!

Featuring a convenient ruler on its blade and a clip to carry on your belt.

09-T-T002



JOIN THE JOURNEY

TILMOR EQUIPMENT & CULTIVATION EVENTS

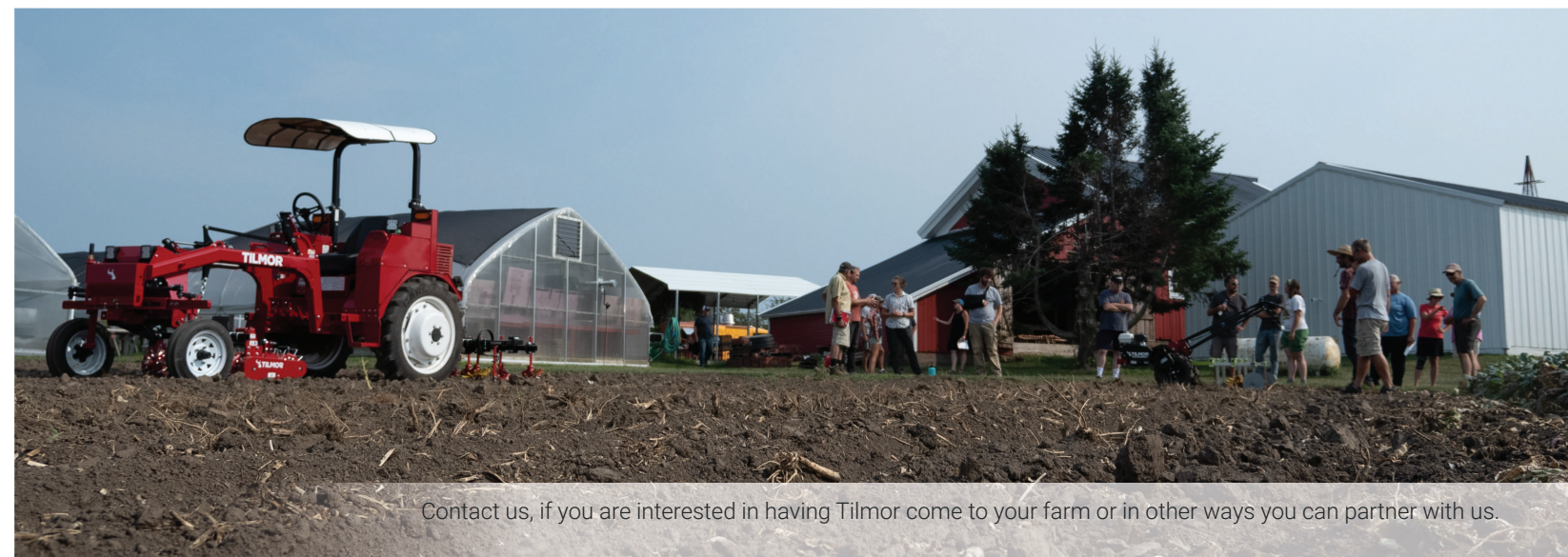
Throughout 2021 Tilmor covered over 7,500 miles traveling to 24 farms across the United States. The goal was to learn from growers about how to improve and grow, create an opportunity for growers to see Tilmor Equipment and discuss best practices for mechanical cultivation.

This journey was made possible by the wonderful, generous farmers who shared their time and land with us.

THANK YOU

Willow Creek Organic Farms
Longer Table Farm
Alemaya Farm
Clovis East High School
Maciel Organic Family Farm
Beet Street Farm
Zephyros Farm and Garden
Red Wagon Farm
College of the Ozarks
Brookfield Farms
Thera Farms
Clear View Farm

Larryville Gardens
Tipi Produce
Morning Glory
Clearfield Colony
Cedar Creek Gardens
Hilltop Colony
Amaltheia Organic Dairy
Welcome Table Farm
Joe's Garden
Bell's Farm
Home Farm
Headwaters Farm



Contact us, if you are interested in having Tilmor come to your farm or in other ways you can partner with us.



295 Kurzen Rd. N | 844.255.5864
Dalton, OH 44618 | INFO@TILMOR.COM

SAVE TIME, GROW MORE.

FARM SUSTAINABLY WITH
THE TILMOR BASKET WEEDER.
SCAN TO SEE IT IN ACTION!

