




Kit, Trailing Arm Assembly AA-9081

Go to www.tilmor.com/resources for complete parts list, additional resources and replacement part ordering.

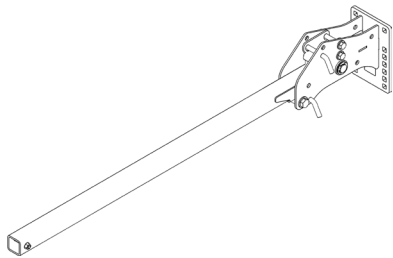
Release Date: 02/18/2021
Document Number: 12-70054
Revision Number: 00

ATTENTION
Review safety information before operation.

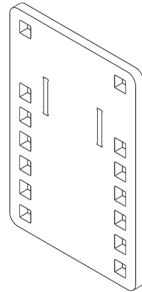
 Tools
3/4" Wrench 3/4" Socket Ratchet

Installation Time (estimated) 15 minutes

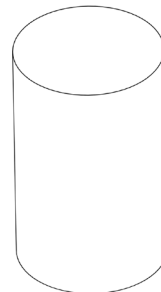
KIT CONTENTS




Trailing Arm Assembly
Qty. 1



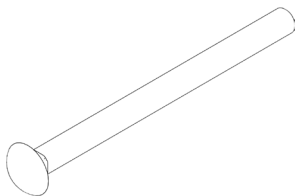
AA-1175
Tool Bar Mount
Qty. 1



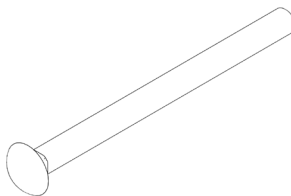
AA-1261
Polyurethane Tension
Cord, 1" 90, Orange
Qty. 4



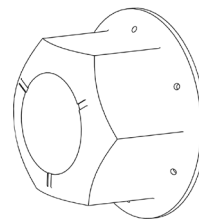
AA-1272
Polyurethane Tension
Cord, 1" 80, Red
Qty. 4



97-0852
Bolt, Carriage
1/2-13 x 6-1/2
Qty. 4




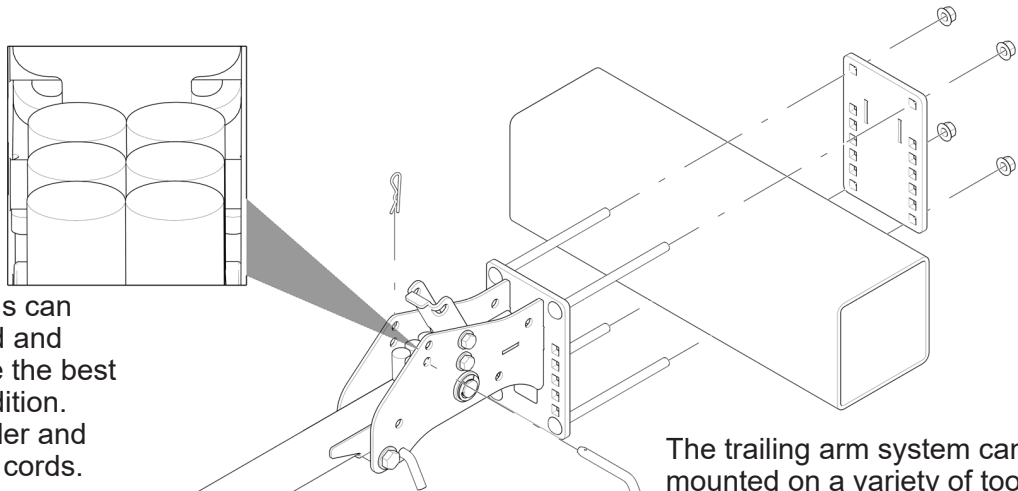
97-0868
Bolt, Carriage
1/2-13 x 8-1/2
Qty. 4



99-E0103
Nut, Locking Flange
1/2-13
Qty. 4

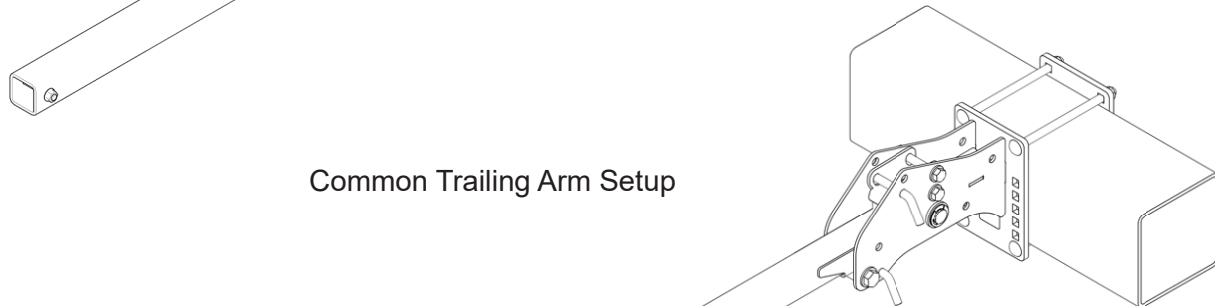
ASSEMBLY

 3/4" Wrench, 3/4" Socket, Ratchet



The polyurethane cords can be mixed and matched and re-arranged to achieve the best results in any soil condition. Orange cords are harder and less forgiving than red cords.

The trailing arm system can be mounted on a variety of toolbars sized 2"x2" - 7"x7"



Common Trailing Arm Setup

