

### Installation Instructions

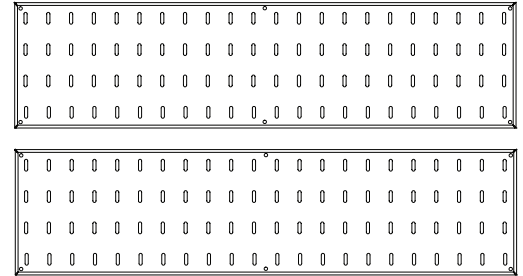
Flextur Wall Mount Tool Board is designed to mount to almost any surface with the enclosed mounting screws. For best results and ultimate strength, we recommend screws are positioned into wall stud or purlin, not just drywall or paneling.

#### When installing two panels side by side.

1. Locate a stud in the center of the location where you want to mount your panels. Center the edge of your first panel on the stud. This first stud will have to support two mounting screws 3/4" apart. (Fig. 1.)
2. Insert top mounting screw through panel into stud.
3. Level the panel and insert the second top mounting screw.
4. Place second panel to right or left of the first panel. Align the top edge and insert top mounting screws. (Fig. 2.)
5. Insert additional middle and bottom mounting screws.

#### When installing one panel.

Simply center the edge of your panel in the middle of the stud. Insert top mounting screw through panel into stud. Level the panel and install your second top mounting screw. Insert 2 bottom mounting screws at the bottom of the panel.



### Package Includes

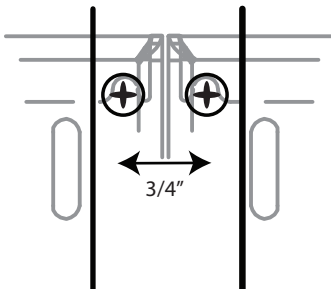
- PART NUMBER: 65358260
- 2) 32" x 9" Wall Mount Panels
  - 12) #10 x 2-1/2" mounting screws
  - 5) 1" Standard Hooks
  - 5) 3" Standard Hooks
  - 5) 6" Standard Hooks
  - 5) 4" Tool Cradle Hooks

### Tools Needed

Stud Finder, Level, Drill and Phillips Screwdriver, or Impact Driver

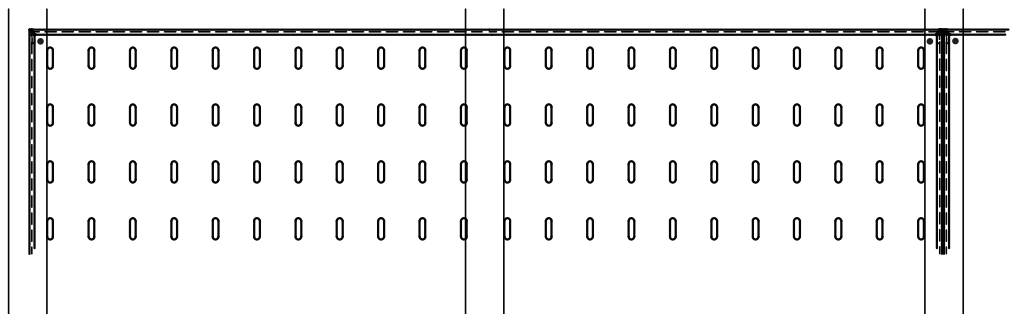
**Fig. 1.**

Center the edge of your first panel on the stud. There is 3/4" between top mounting screw holes.



**Fig. 2.**


Place second panel to right or left of the first panel. Align the top edge and insert top mounting screws.



# Flextur™

## Thank you...

...for choosing Flextur. We appreciate the opportunity to serve you. It is our intent that this product exceed your expectations of quality, performance and durability.



### Unchanged in our commitment to Quality

Quality materials and strong relationships with our suppliers are essential to manufacturing a quality product. Our team of dedicated employees is always seeking ways to improve our quality and service. Our in-house training program ensures the highest level of craftsmanship.

### Customer feedback is key to Product Design

All products are developed in response to customer needs. The research and development of each new piece follows many specific steps. Design, development, testing, and gathering feedback about the performance of prototypes, are all very important steps in the process.

### Elite Customer Service is Our Goal

Our goal is to deliver beyond your expectations. If any product purchased from us does not meet or exceed your expectations, just return it to us in good condition for a prompt and courteous exchange, credit, or refund.

### Returned Merchandise Policy

To return a defective or damaged product that is under warranty, please contact Flextur (330.516.1502) to receive a Return Merchandise Authorization (RMA) number. No returns will be accepted without an RMA number.

Shipping costs for all returns, other than those covered by the warranty, will be incurred by the customer. After receiving and examining the condition of the returned product, an exchange or refund will be determined and issued.

### Warranty

Unless otherwise stated all products from Flextur come with a one-year limited warranty to the original owner. Products that have been damaged in shipping, show defects in materials or workmanship, or fail during normal use within one year of the ship date will be repaired or replaced at no charge. Replacement products or parts subject to normal wear, are the responsibility of the customer. Products that have been altered, neglected, or misused, are not covered by warranty.

### Disclaimer Notice

Flextur reserves the right to make changes in design or specifications without incurring obligation to make like changes on previously manufactured products.

### Contact Information

Flextur  
16875 Jericho Rd  
Dalton, OH 44618  
877-435-3988  
Fax: 330.516.1484  
Email: [connect@flextur.com](mailto:connect@flextur.com)

### Hours

Open Monday through Friday  
8:00 a.m. to 4:00pm.  
Closed Saturday & Sunday.

## Gridlok INNOVATION

A systematic approach to workspace efficiency is built into all Flextur products. One component of Gridlok Innovation is Flextur's patented hook and slot design used to create the industry's strongest metal tool board.